





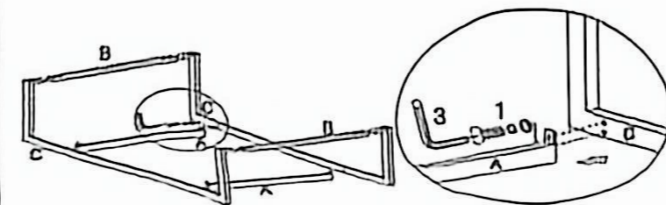


## ALEK 326-1 RECTANGLE COCKTAIL TABLE ASSEMBLY INSTRUCTIONS

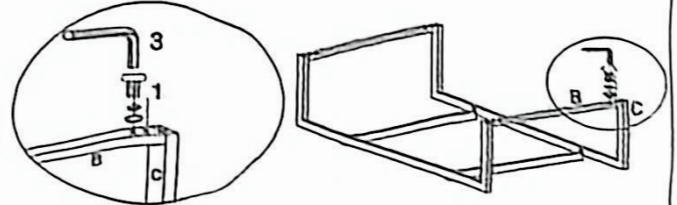
Thank you for purchasing this quality product. Be sure to check all packing material carefully for small parts which may have come loose inside the carton during shipment. Identify and count all parts and compare with the Parts below:

NO	PART	DESCRIPTION	QTY
1		BOLT: $\phi \frac{1}{4} \times \frac{5}{8}$ " (20 Threads per inch)	12pcs
2		BOLT: $\phi \frac{1}{4} \times 2\frac{1}{4}$ " (20 Threads per inch)	4pcs
3		allen wrench: 4mm	1pcs

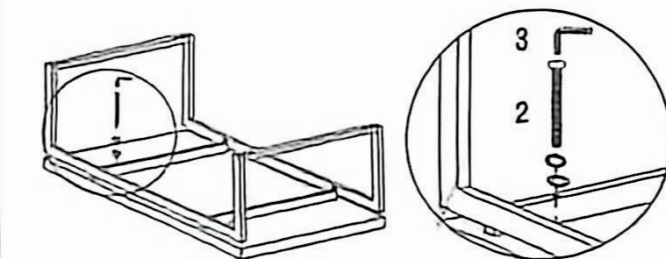
NO	PART	DESCRIPTION	QTY
A		TOP Rail	2pcs
B		Bottom Rail	2pcs
C		Side Leg	2pcs



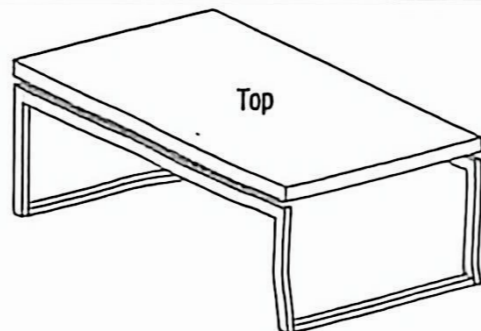
Step1



Step2



Step3



MADE IN CHINA