



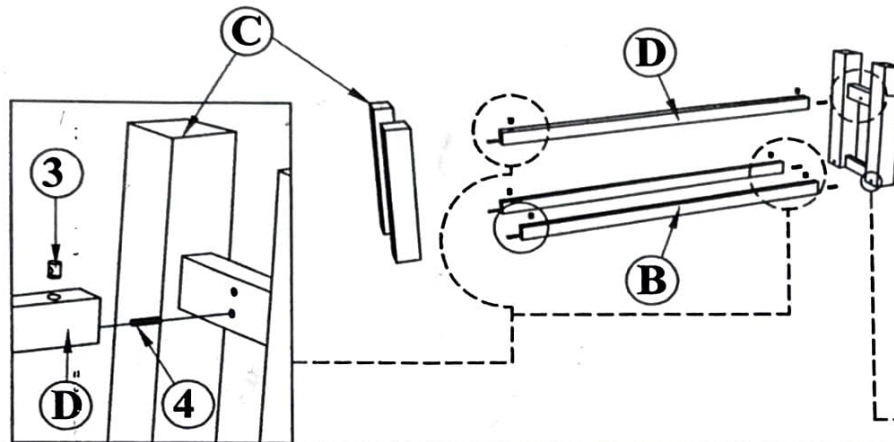



(Box 1)
BOX OF TABLE

No	ITEM	Qty
A	Solid Bench Seat 	1 pc
B	Apron 	2 pcs
C	Leg 	2 pcs
D	Bottom Stretcher 	1 pc









JCBC M6 x 60mm = 2x

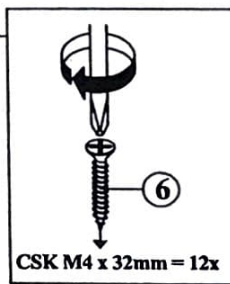
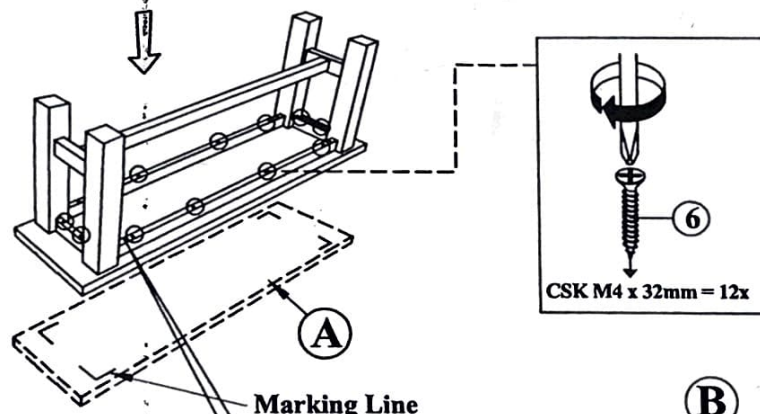


JCBC M6 x 90mm = 4x

(Box 1)
HARDWARE LIST


No	ITEM	Qty
1	JCBC Bolt m6x60mm Blk 	2 pcs
2	JCBC Bolt m6x100mm Blk 	4 pcs
3	Barrel Nut M6 	6 pcs
4	Wood Dowel 8 x 30mm 	6 pcs
5	ALLEN KEY with ball m4x110mm Blk 	1 pc
6	Csk Chipboard Screw M4 x 32mm Rbw 	12 pcs

STEP 2 : Fasten the CSK screw (6) accordingly the marking line behind seat (A).



Marking Line

WARNING!!!
PUT BARREL NUT (3)
INTO HOLE NO:1



Completed Assembly