









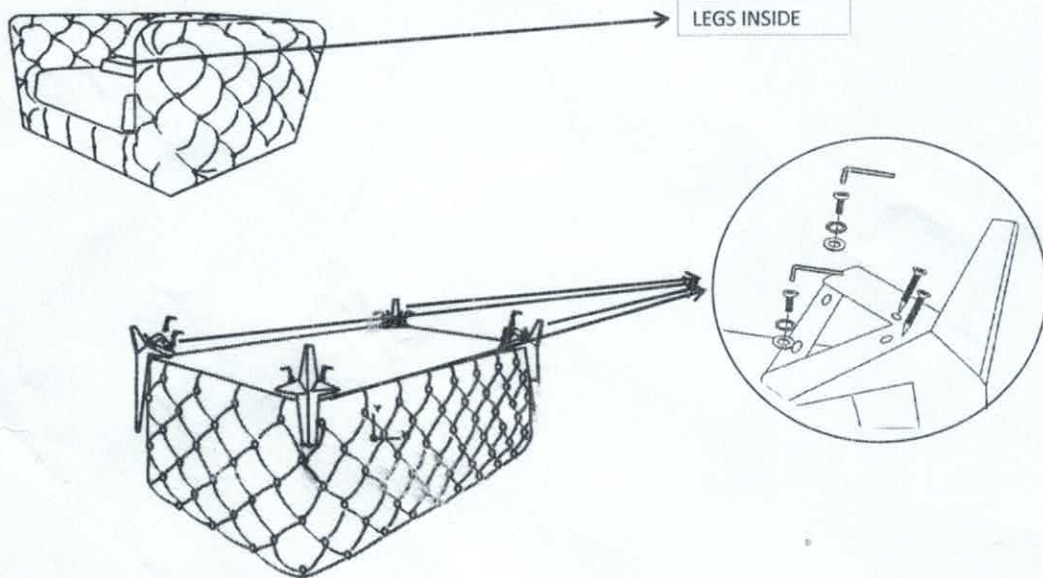
Assembly Instructions

Thank you for purchasing this product. The below part list had been packaged at the item bottom, pls take out and assemble it follow the guide

Chair-Part List

NO.	Sketch	DESC.	Qty	Sketch	DESC.	Qty
1		Front Leg	2		PILLOW	1
2		Back Leg	2		Bolt	8
3		Bent washer	8		Flat washer	8
4		Self-tapping screws	8		WRENCH	1

ASSEMBLE SKETCH MAP



FINISHED SKETCH

